

Western Horsemanship

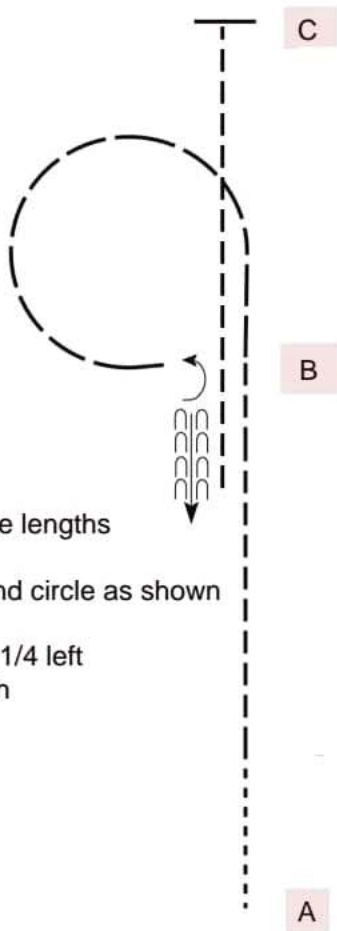
Walk Jog

Show Date:

w w w . H o r s e S h o w P a t t e r n s . c o m

w w w . H o r s e S h o w P a t t e r n s . c o m

1. Start at A walk 2 horse lengths
2. Jog to B
3. At B extend the jog and circle as shown
4. Stop facing B
5. Turn on hindquarters 1/4 left
6. Back one horse length
7. Jog to C
8. Stop at C



Walk
Jog	-----
Extended Jog	—————
Lope	—————
Leg Yield	
Lead Change	—/—
Back	← ↪ ↪
Marker	Ⓚ
Sidepass	←-----→

[WH/WT-17]

Pattern Provided by:

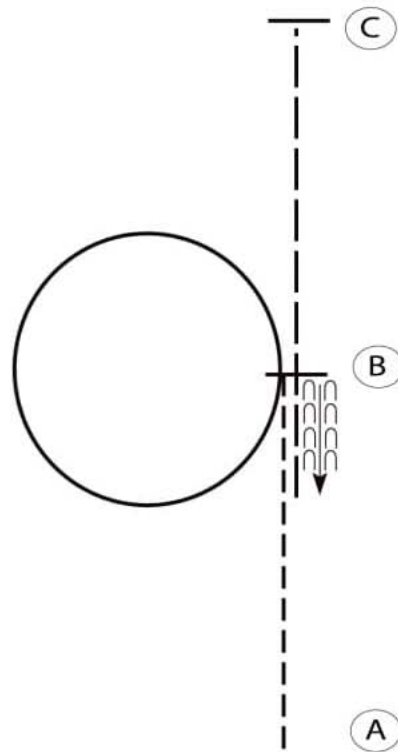
Lyle Jackson

Western Horsemanship

Show Date:

www.HorseShowPatterns.com

www.HorseShowPatterns.com



1. Jog from A to B
2. Stop at B
3. Lope a circle to the left in left lead
4. Stop at B
5. Back one horse length
6. Extended jog to C
7. Stop at C

Walk	-----
Jog	-----
Extended Jog	-----
Lope	-----
Leg Yield	
Lead Change	—/—
Back	← — — —
Marker	(B)
Sidepass	←-----→

[WH/1-18]

Pattern Provided by:

Lyle Jackson

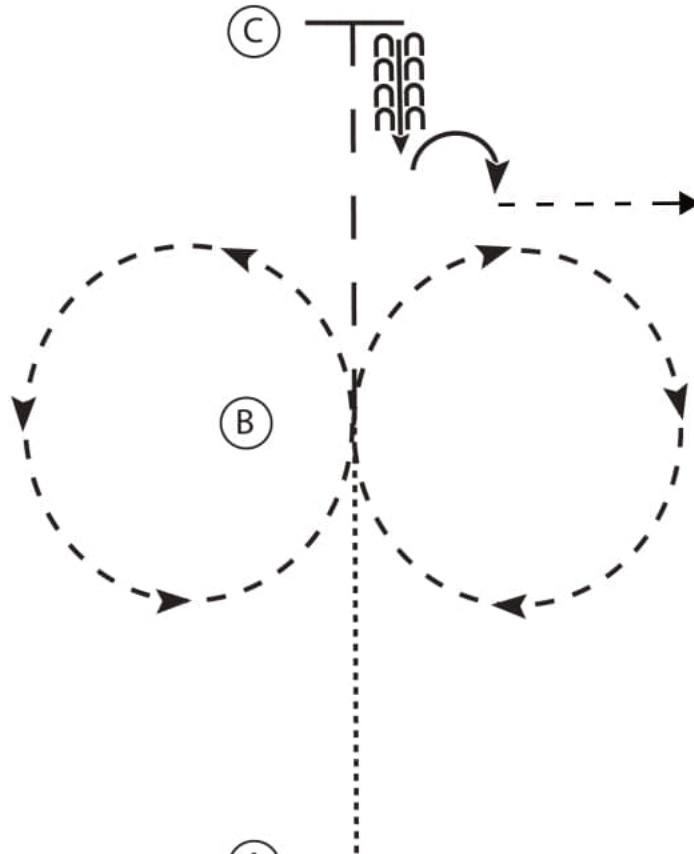
Hunt Seat Equitation

Walk/Trot

Show Date:

www.HorseShowPatterns.com

www.HorseShowPatterns.com



1. Walk A to B
2. Sitting trot circle to the right
3. Posting trot circle to the left
4. At B extend the trot to C
5. Stop at C
6. Back one horse length
7. Turn 90 degrees to the right on haunches
8. Exit at sitting trot

Walk
Trot	-----
Extended Trot	-----
Canter	—————
Leg Yield	
Lead Change	↘
Back	←CCCC
Marker	(B)
Sidepass	←-----

[HSE/WT-1]

Pattern Provided by:

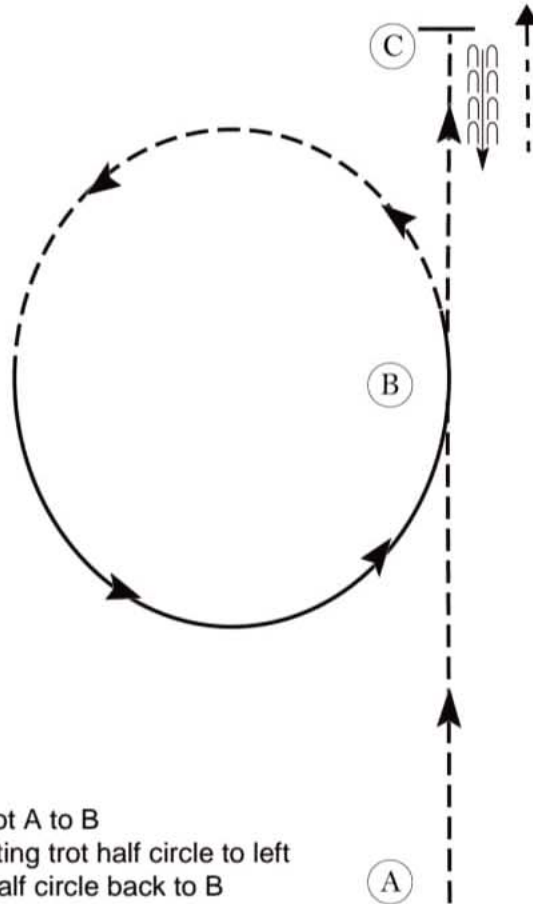
Lyle Jackson

Hunt Seat Equitation Novice and All Breed

Show Date:

www.HorseShowPatterns.com

www.HorseShowPatterns.com



1. Sitting trot A to B
2. At B posting trot half circle to left
3. Canter half circle back to B
4. Sitting trot to C
5. Stop
6. Back one horse length
7. Exit at sitting trot

Walk
Trot	-----
Extended Trot	-----
Canter	—————
Leg Yield	
Lead Change	///
Back	←←←←←
Marker	(B)
Sidepass	←←
Hand Gallop	———

[HSE/1-21]

Pattern Provided by:

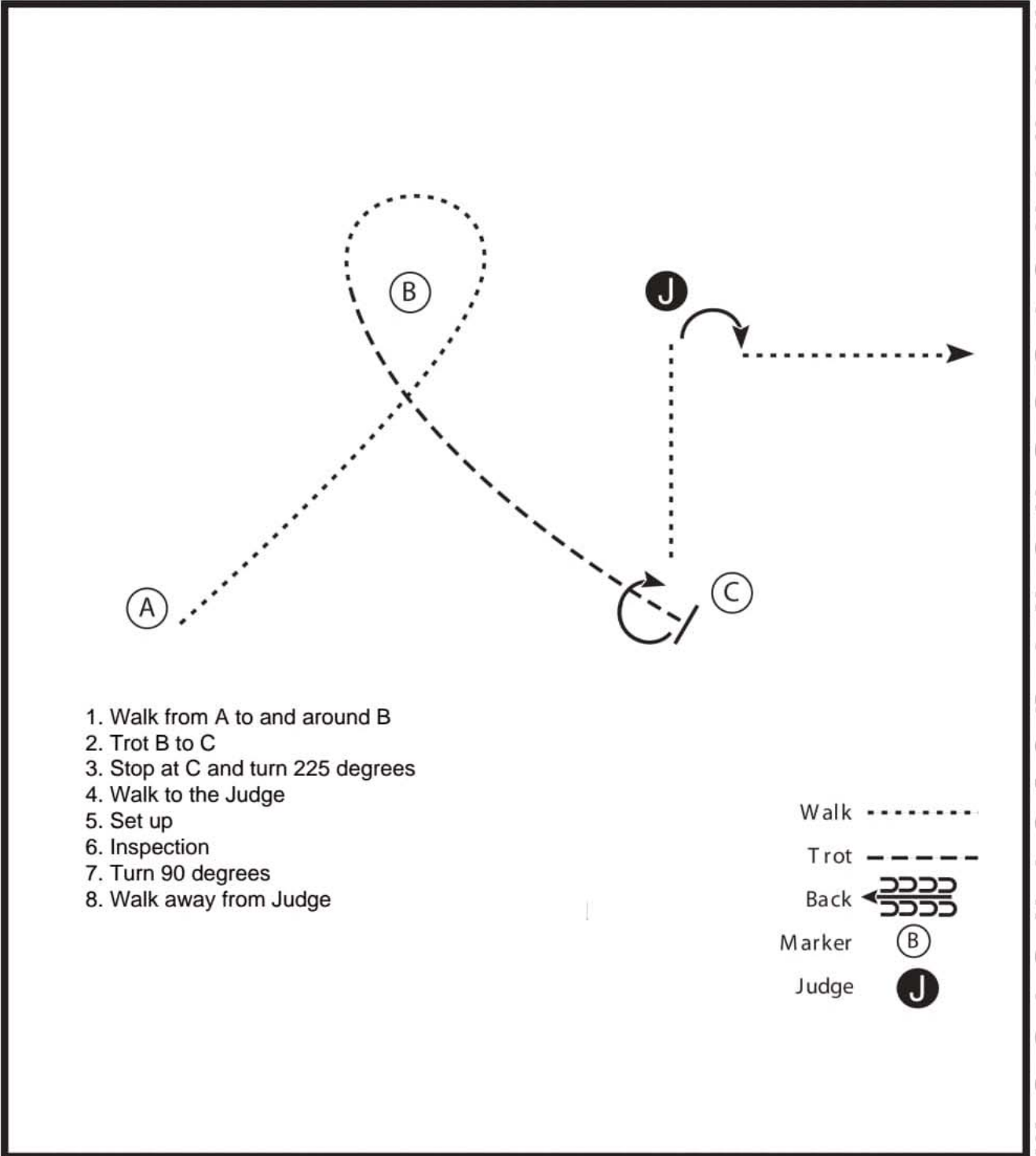
Lyle Jackson

Showmanship Novice Youth & Novice Adult

Show Date:

www.HorseShowPatterns.com

www.HorseShowPatterns.com



1. Walk from A to and around B
2. Trot B to C
3. Stop at C and turn 225 degrees
4. Walk to the Judge
5. Set up
6. Inspection
7. Turn 90 degrees
8. Walk away from Judge

- Walk
Trot - - - - -
Back ← [curved lines]
Marker (B)
Judge (J)

[S/1-1]

Pattern Provided by:

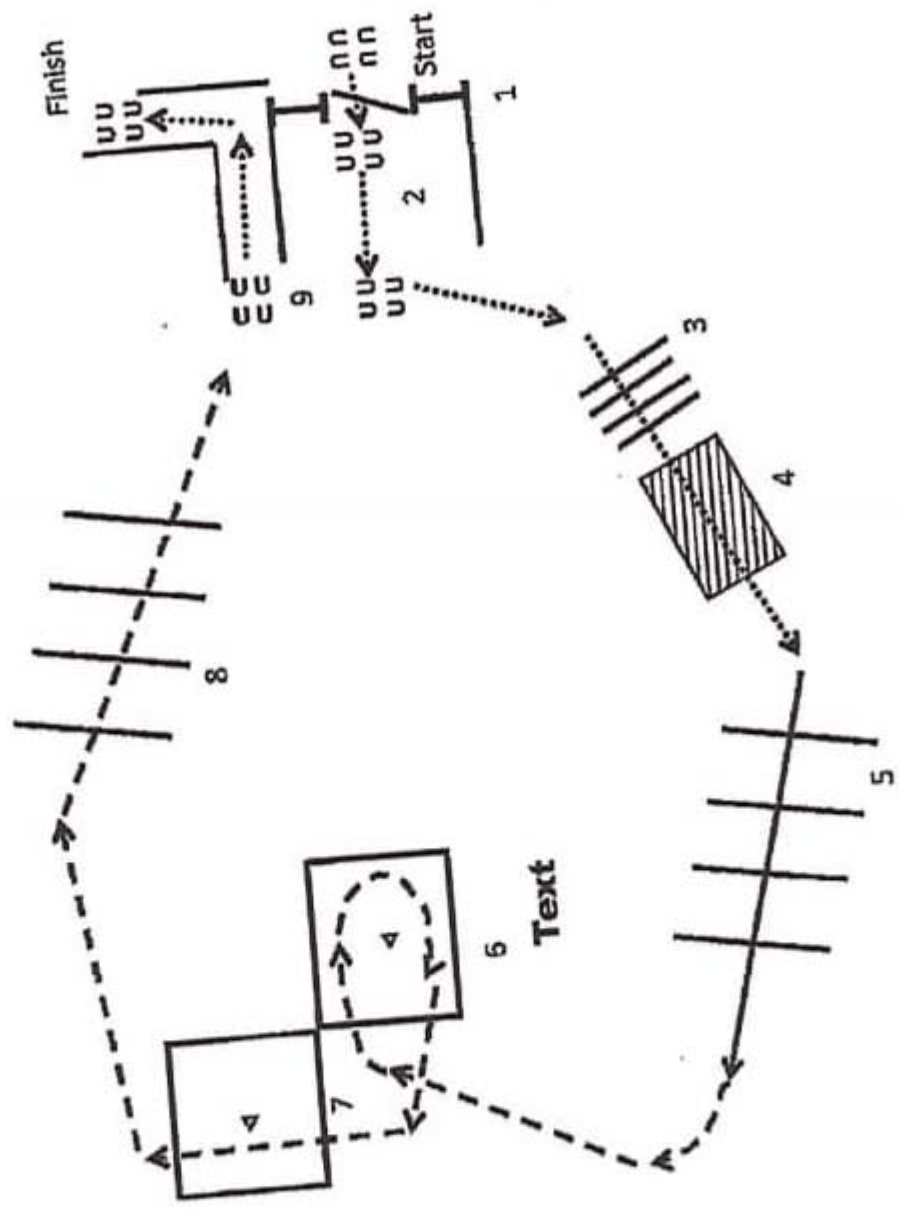
Lyle Jackson

NMCHA ALL NOVICE SHOW
 All Breed

Youth L1, Amateur L1

Amateur W/T, Youth W/T,

1. Left hand push gate
2. Side pass right between poles
3. Walk over the poles
4. Walk over the bridge
5. Lope RL over the poles
6. Trot into the lower box & right around the cone
7. Trot through the upper box
8. Trot over the poles to the back
9. Back the "L" out to finish



* Walk trot classes
 jog in place
 of lope